



# Atmospheric and Soil Carbon and Halophytes

*Robert C. Hendricks*  
*Glenn Research Center, Cleveland, Ohio*

*Dennis M. Bushnell*  
*Langley Research Center, Hampton, Virginia*

## NASA STI Program . . . in Profile

Since its founding, NASA has been dedicated to the advancement of aeronautics and space science. The NASA Scientific and Technical Information (STI) program plays a key part in helping NASA maintain this important role.

The NASA STI Program operates under the auspices of the Agency Chief Information Officer. It collects, organizes, provides for archiving, and disseminates NASA's STI. The NASA STI program provides access to the NASA Aeronautics and Space Database and its public interface, the NASA Technical Reports Server, thus providing one of the largest collections of aeronautical and space science STI in the world. Results are published in both non-NASA channels and by NASA in the NASA STI Report Series, which includes the following report types:

- **TECHNICAL PUBLICATION.** Reports of completed research or a major significant phase of research that present the results of NASA programs and include extensive data or theoretical analysis. Includes compilations of significant scientific and technical data and information deemed to be of continuing reference value. NASA counterpart of peer-reviewed formal professional papers but has less stringent limitations on manuscript length and extent of graphic presentations.
- **TECHNICAL MEMORANDUM.** Scientific and technical findings that are preliminary or of specialized interest, e.g., quick release reports, working papers, and bibliographies that contain minimal annotation. Does not contain extensive analysis.
- **CONTRACTOR REPORT.** Scientific and technical findings by NASA-sponsored contractors and grantees.

- **CONFERENCE PUBLICATION.** Collected papers from scientific and technical conferences, symposia, seminars, or other meetings sponsored or cosponsored by NASA.
- **SPECIAL PUBLICATION.** Scientific, technical, or historical information from NASA programs, projects, and missions, often concerned with subjects having substantial public interest.
- **TECHNICAL TRANSLATION.** English-language translations of foreign scientific and technical material pertinent to NASA's mission.

Specialized services also include creating custom thesauri, building customized databases, organizing and publishing research results.

For more information about the NASA STI program, see the following:

- Access the NASA STI program home page at <http://www.sti.nasa.gov>
- E-mail your question via the Internet to [help@sti.nasa.gov](mailto:help@sti.nasa.gov)
- Fax your question to the NASA STI Help Desk at 443-757-5803
- Telephone the NASA STI Help Desk at 443-757-5802
- Write to:  
NASA Center for AeroSpace Information (CASI)  
7115 Standard Drive  
Hanover, MD 21076-1320



# Atmospheric and Soil Carbon and Halophytes

*Robert C. Hendricks*  
*Glenn Research Center, Cleveland, Ohio*

*Dennis M. Bushnell*  
*Langley Research Center, Hampton, Virginia*

National Aeronautics and  
Space Administration

Glenn Research Center  
Cleveland, Ohio 44135

Trade names and trademarks are used in this report for identification only. Their usage does not constitute an official endorsement, either expressed or implied, by the National Aeronautics and Space Administration.

This work was sponsored by the Fundamental Aeronautics Program at the NASA Glenn Research Center.

*Level of Review:* This material has been technically reviewed by technical management.

Available from

NASA Center for Aerospace Information  
7115 Standard Drive  
Hanover, MD 21076-1320

National Technical Information Service  
5301 Shawnee Road  
Alexandria, VA 22312

Available electronically at <http://www.sti.nasa.gov>

# **Atmospheric and Soil Carbon and Halophytes**

Robert C. Hendricks  
National Aeronautics and Space Administration  
Glenn Research Center  
Cleveland, Ohio 44135

Dennis M. Bushnell  
National Aeronautics and Space Administration  
Langley Research Center  
Hampton, Virginia 23681

## **Abstract**

World population is anticipated to grow 40% within 40–50 years (2008 baseline) with unprecedented demands for energy, food, freshwater, and clean environments. At 43% of the total landmass, exploiting the Earth's arid and semi-arid lands becomes a matter of necessity. Compared with glycophyte agriculture, we view seawater and brackish water halophyte saline agriculture in its nascent stage and see the need to explore and farm on a massive scale. Halophyte farming costs should be the same as glycophyte cellulosic biomass farming; processing for cellulosic matter should also be applicable. Halophyte life cycle analyses (LCA) within the fueling debate are incomplete, yet glycophyte LCA favors biomass fueling. The Biomass Revolution is in progress. The capacity, cost, and logistics required for biomass replacement of petroleum-based fuels, however, will require all feedstock sources and regional cooperative productivity, technical investments, and both the participation and cooperation of the American farmer and global farm community.

## **Introduction**

We are dealing with opportunities of enormous proportions driven by conflicts between energy, food, and freshwater demands (and shortages); population growth; and climatic changes. The opportunity has arrived to use what we now do not use: salt water, wastelands, and a wholly different plant genus—halophytes. Halophytes have the capacity—a wholly new capacity not included in previous biomass studies or current agricultural programs—to deal directly with these conflicts at reasonable cost (similar to cellulosic biomass) and could offset or replace \$70/bbl barrel crude oil. Technologically, halophyte agriculture is just more farming, utilizing resources that do not compete with the food chain or freshwater resources.

## **Soils, Water, and Soil Carbon**

Worldwide, soil formation is estimated at 1 mt/ha-yr and losses are 5–30 mt/ha-yr, resulting in  $75 \times 10^9$  mt/yr topsoil loss at a cost of nearly  $\$0.5 \times 10^{12}$ /yr. Further, it requires 100–2500 years to naturally form 25 mm of topsoil (Ref. 1). Thus soils are fast becoming a non-renewable resource. Further, the availability of freshwater, while considered a renewable resource, is rapidly reaching a peak, even while desalination is progressing (Ref. 2); in 40–50 years (2010 baseline) over half will be used in the cities and rejected as waste or brackish (Ref. 3). The continuous issues of freshwater rights and availability required for human survival and development of alternate energy sources spawn continuously conflict, growth limits, as well as public and private court fights; this will only escalate.

For organic soils characteristic of glycophyte crop productivity (wheat, corn, soybeans, rice), carbon is the basic ingredient, typically 57% by weight, and is lost through tillage and erosion. Maintaining and restoring soil biomass carbon through no-till production offsets carbon emissions, enhances soil quality and productivity, and reduces wind and water erosion: all qualify for clean development mechanism credits (CDMCs). But no-till farming also requires herbicides, fungicides, and insecticides to control weeds, pathogens, and insects (Refs. 4 and 5)—all of which can become pollutants. Is natural plant (and rudiment animal) methane, NOx,

methylbromide release acceptable and artificial no-till applications not? or to what extent (Ref. 5)? For that matter, active human CO<sub>2</sub> release is 450 L/day (0.9 kg/day), with 6.6 billion inhabitants (humans release over 2 billion tonnes CO<sub>2</sub> out of a world total of 29 billion mt), or close to 7% anthropogenic emissions.

### Halophytes and Growth Demands

The anticipated population growth of 40% within 40–50 years (2008 baseline) will result in proportional increases in demands for energy, food, freshwater, and clean environments. Exploiting the Earth's arid and semi-arid lands—43% of the total landmass—thus becomes a matter of necessity. The majority of desert soils are saline, but with sufficient nonsaline water can be reclaimed. Halophytes grown with brackish waters require about the same volume of water as conventionally irrigated crops. Seawater irrigation requirements are higher to control salt build-up in the root areas requiring adequate as well as well planned and executed irrigation and drainage (Ref. 6).

With 50% of the population residing within 50 km of a shoreline, halophytes (which thrive in salt water) and salt-tolerant plants seem natural for crop selection (generically termed “salt tolerant”). One of several thousand is *Salicornia bigelovii*. Hodges (Ref. 7) has established a closed-cycle system (Seawater Foundation Farms) to conserve freshwater, arable land, provide food, and clean the environment. *Salicornia* (SOS-7, 7<sup>th</sup> generation) provides a total biomass of (~20 mt/ha): straw, 10 mt/ha; salt (ash), 7.2 mt/ha; and oilseed, 2.2 mt/ha (comprising oil, 0.6 mt/ha (73% linoleic) and meal (1.6 mt/ha). Part of the straw is used to rebuild soils, part for construction materials (including bioplastics), and part for fuels. The algae, shrimp, and tilapia farms provide sources of food and nutrients with plant nutrients from wastes. Here it is best to remember that developing higher hydrocarbons in more complex organisms is energy intensive, and unless the byproducts warrant or are cost effective, it is best to harvest lower-developed organisms. Air is cleaned as it is cycled through the soil, which removes contaminants; freshwater lenses provide ponds; marshes provide for wildlife; and the salt is a byproduct of value. Further, mangroves offer coastal restoration and long-term carbon storage; one species, *Avicennia marina*, is tolerant to 4.5% saline and 50 °C. Balancing the entire community requires a concerted effort.

**Halophytes Production Costs.**—Based on typical farming costs, salicornia production costs from initial land preparation (prorated over 10 years) to harvesting, bailing, and delivery to edge of field range from \$44 to \$53 per dry tonne (\$175 to \$211 per tonne carbon) for brackish and seawater irrigation, respectively. By comparison, glycophyte crops range from \$30 to \$40 per dry tonne. Halophytes can be grown on land that has not been forested or farmed, but glycophytes must be grown on arable land (Ref. 6).

Fossil fuel requirement (see note b, Table 1b) to deliver 1 tonne of halophyte carbon to edge of field 225 kg-fuel brackish and 300 kg-fuel saltwater irrigated fields, respectively. Other crops less dependent on irrigation require 130 to 180 kg/tonne-carbon, and corn grown as an energy crop requires 330 to 970 kg/tonne-carbon (Ref. 6). These cost and fuel requirements are summarized in Tables 1a and b.

TABLE 1A.—COMPARATIVE COSTS AND FOSSIL FUEL REQUIREMENTS  
FOR HALOPHYTES AND GLYCOPHYTES

| Expense                              |              | Water   |          |      |
|--------------------------------------|--------------|---------|----------|------|
|                                      |              | Fresh   | Brackish | Sea  |
| Production Costs [US \$(1990)/mt]    |              |         |          |      |
| Halophyte                            | Dry          | -----   | 44       | 53   |
|                                      | Carbon       | -----   | 175      | 211  |
| Glycophyte                           | Conventional | 30–40   | ----     | ---- |
| Fossil Fuel Required [ kg/mt-carbon] |              |         |          |      |
| Halophyte                            | Salicornia   | -----   | 25       | 300  |
| Glycophyte                           | Conventional | 130–180 | ----     | ---- |
|                                      | Corn to fuel | 300–970 | ----     | ---- |

TABLE 1B.—CARBON BALANCE ESTIMATES BASED ON DATA FROM  
DR. CARL HODGES (REF. 8) AND PROF. ED GLENN (REF. 9)

|   |   |              |
|---|---|--------------|
| Salicornia crop water pumping <sup>a</sup>    | 1.8 m-H <sub>2</sub> O/ha = 18000 m <sup>3</sup> -H <sub>2</sub> O/crop     |              |
| Fossil fuel required                          | 3.8 m <sup>3</sup> -H <sub>2</sub> O/min requires 300 L-fuel/ha = 225kg/ha  |              |
| Fuel carbon content                           | 85% C fuel → 191 kg-C/ha  | 191 kg-C/ha  |
| Salicornia oil seed                           | 2000 kg-oil seed/ha @30% seed-oil → 600 kg-oil/ha                           | 5100 kg-C/ha |
| Salicornia straw returned to soil (cellulose) | 20 mt/ha @70% cellulose @ 40% C → 5600 kg-C/ha                              | 5600 kg-C/ha |
| –Optimistic                                   | Straw C:N @32:1 and humus C:N @8:1<br>→ 25% C-sequestration or 1400 kg-C/ha | 1400 kg-C/ha |
| –Conservative                                 | @20% → 1120 kg-C/ha   |              |
| Salicornia roots (Hodges)                     | 700 kg-C /ha @30% → 210 kg-C/ha   | 210 kg-C/ha  |
| <b>Table Summary</b>                          |   |              |
| Fossil fuel consumed                          | 0.191 mt-C/ha   |              |
| Seed oil produced ( and consumed)             | 0.51 mt-C/ha  |              |
| Soil/root sequestration                       | 1.3–1.6 mt-C/ha   |              |
| <b>Net carbon balance<sup>b,c</sup></b>       | 0.6–0.9 mt-C/ha   |              |

<sup>a</sup>Assume 5-m pumping head (conventional fueled pump).

<sup>b</sup>The wastelands we are advocating are mostly in very sunny regions. This means that we can use solar-thermal/PV systems for pumping energy, as well as the halophyte biomass to produce fuel for tractors and associated power equipment via combustion and Sterling cycles or conversion of electrical energy. Future systems WILL NOT NEED TO USE FOSSIL ANYTHING to raise halophytes.

<sup>c</sup>25% of the carbon in the atmosphere originates from deforestation, which is a glycophyte issue. We do not need to do this for halophytes, a major benefit. The other major atmospheric carbon sources: coal 26%, oil 31%, and natural gas 15% (Ref. 10).

With the perennial seashore mallow, different production approaches are being investigated (Ref. 11), such as nutrient applications, watering (natural, and irrigation); harvesting direct and swathing combining; no-till seeding with pre-emergent application and fertilizer regimens. While the 3-acre, 4-year stand has not been replanted in the past 4 years, some reseeding occurs from dropping and combine straw residuals. This past year, the pre-emergent was sprayed and a light amount of fertilizer spun on. Thus far, the stand has become thicker as stems per crown have increased each year, and production costs are being tracked.

**Economic Analysis.**—Whether halophytes such as salicornia (annual) or seashore mallow (perennial), biomass crop economics will be largely dependent upon the quantity and value of multiple products derived from the crop relative to the cost of their production.

Currently, seashore mallow products include

1. Oil, meal, and mucilage from the seed
2. Two types of fibers from the stems for paper or ethanol (and potentially bioplastics)
3. Carbon storage in the perennial living root systems and humus in the soils.

With a large number of products the profitability of the crop would not bring as much as a crop with only one or two uses when various commodity prices changed, resulting in an overall lower cost of production (Ref. 11).

Seawater Foundation has not yet provided their economic analysis delayed by changes in production management and product values (Ref. 8).

To date we do not have an economic analysis of the perennial seashore mallow, yet an analysis will follow this year's harvest of a 3-acre 4-year stand.

## Halophytes Carbon Cycle and CDMCs

There are an abundance of life cycle analysis (LCA) studies for glycophyte crops such as those cited in Figures 1(a) and (b), where a negative CO<sub>2</sub> equivalent implies CO<sub>2</sub> emission/sequestration that is beneficial to climate in terms of greenhouse gas (GHG) emissions. LCAs are involved with large changes in CO<sub>2</sub> equivalent attributed to changes in land use such as deforestation, which leads to a large CO<sub>2</sub> imbalance.

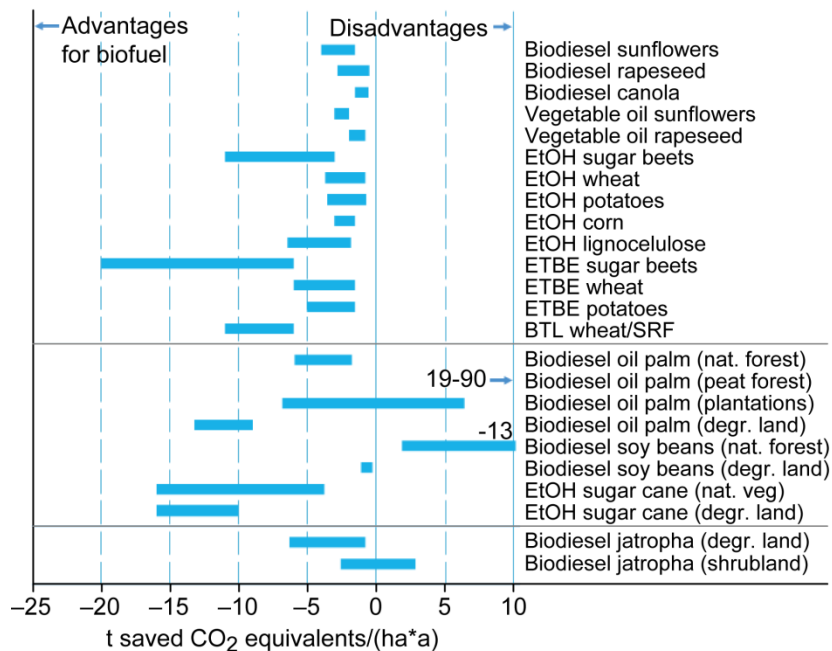


Figure 1a.—Tons (t) of CO<sub>2</sub> equivalent per hectare per year for biofuels for glycophyte agriculture based on life cycle analysis method similar to their fossil fuel counterparts; degr. is degraded; nat., natural; ETBE, ethyl tertiary-butyl ether; BTL, biomass-to-liquid; and SRF, solid recovered fuel (from Ref. 12).

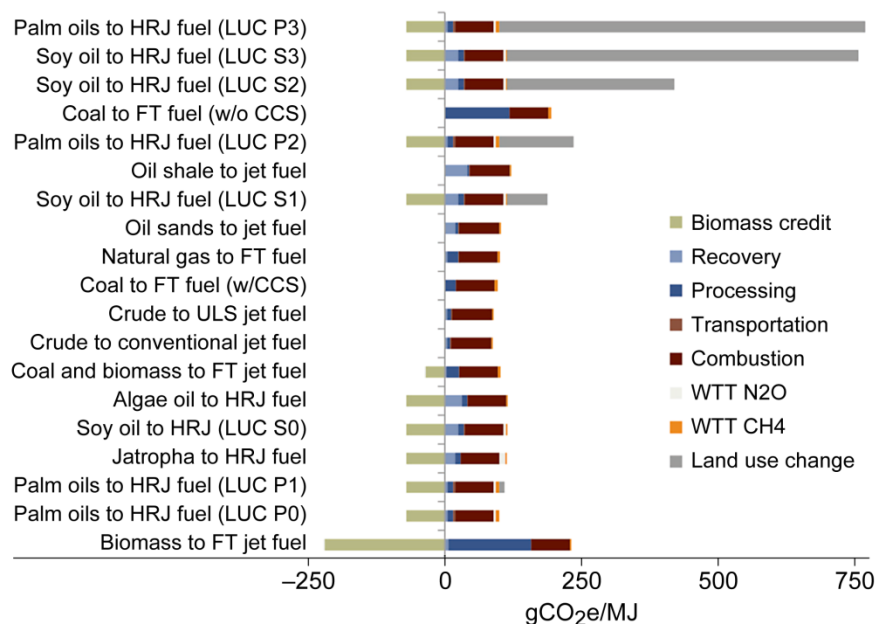


Figure 1b.—Alternate aviation fueling life cycle analysis greenhouse gas emissions for glycophyte agricultural crops; HRJ is hydrogenated renewable jet fuel; LUC, land use change; FT, Fischer-Tropsch; ULS, ultralow sulfur; WWT, waste water treatment; and CCS, carbon capture and storage (Figure B-17 in (Ref. 13)).



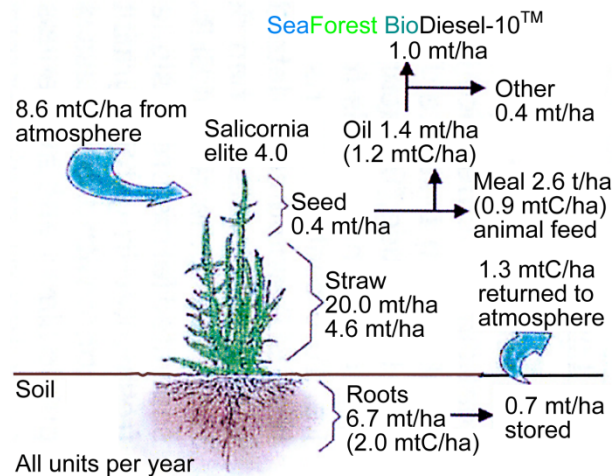


Figure 2.—Salicornia seed-oil fuel atmospheric and soil carbon balance (Ref. 7).

These analyses generally favor biomass fueling except for palm, although sustainable palm is competitive with sugar cane, yet not considered by LCA analysts. Still, most glycophyte biomass fuel sources compete directly with our food supply, and all compete for freshwater resources.

There are very few LCAs for halophytes. Dr. Carl Hodges (Ref. 14) created the atmospheric carbon balance sketch in Figure 2 (see also (Ref. 15)), which illustrates a system atmospheric carbon benefit ratio (C-fuel burn/C-removed and stored) and for SeaForest fuel, is 1/4; the biofuel removes and stores 4 times more carbon than is released when burned as a fuel (see notes 1 and 2, Table 1b).

Considering salicornia along with the pumping requirements and sequestering the straw-carbon in the soil, Prof. Ed Glenn at U. of Arizona provides the C-balance shown in Table 1b.

For the perennial seashore mallow, nearly half of the plant carbon is stored in the root system. The overall carbon balance is under consideration (Ref. 11).

It is very important to realize that the Seawater Foundation Farms life cycle analysis (Ref. 14) addresses social, economic, conservation, growth, and development issues in addition to climatic and environmental issues applicable to globally diverse localities. Such LCA brings new meaning to life cycle analysis not considered in fueling debates, yet more aligned with those advocated and to be addressed within the Millennium Institute (Ref. 16) and perhaps World Growth (Ref. 17) organizations.

Further studies are being conducted under the FAA-MIT PARTNER program with Dr. James I. Hileman on glycophyte LCA (Ref. 18) with potential forthcoming work on halophyte salicornia. The results of this study are not publically available in 2009.

## Biomass Revolution

The issue of capacity for replacing petroleum per se, not just for aircraft fueling, appears to require ALL economically reasonable biomass sources, especially in the shorter term before algae costs come down and cyano-bacteria emerges from the laboratory stage. The productivity of algae and cyano-bacteria, IF their production and logistics costs can be brought down (or oil prices escalate drastically), practically ensures their place as the eventual biomass/biofuel sources. In the shorter term, ALL sources, cellulosic glycophytes as reasonable, halophytes, wastes, and weeds (all biomass) will be required to achieve capacity, and these will most likely be locally diverse, by necessity, as universal production is not a reality.

In the longer term halophytes will be used for food (as they are in parts of India today) simply because of the rapidly emerging shortages of sweet water, of which around 68% goes to agriculture. Shifting to halophytes for food would return much of this freshwater for direct human use. With the use of the 97% of the Earth's water (which is salty) and utilization of wastelands (about 44% of the Earth's land mass), the potential capacity of halophytes is massive, at costs potentials comparable to cellulosic glycophytes; it is just more farming.

Halophyte farming is in a nascent stage, and there are few-to-no real numbers for this approach, which can be relied upon for moving forward. Real work and development is required to obtain agricultural objectives. Life is just not that easy: a lot of effort is required. We need investments in technology and the American farmer (as well as farmers throughout the world), whose ingenuity and hard work are required to make it happen.

There are also the major opportunities proffered by genomics and synthetic biology to (1) greatly increase growth rates, (2) provide much more root CO<sub>2</sub> sequestration, (3) tailor biomass for specific processing approaches such as, utilize N<sub>2</sub> out of the atmosphere (soy beans, alfalfa), become “salt loving,” not just salt tolerant, and (4) utilize less nutrients to achieve product are just a few examples. This is what the Biomass Revolution is all about. Also, after fuel extraction, properly managed residue pyrolysis could provide electrical base load to back up wind and solar power systems, which also need to be included in the economic models (assume they are, but if not, need to be).

Trying to “pick a winner” for biomass biofuels in the shorter term is not particularly productive, except that such studies should indicate shortfalls for various approaches in terms of costs and capacity so that these issues can be worked and improved. In short, we need a BIG Summation Sign  $\Sigma$  for adding together all potential sources with the prime metrics being cost and capacity—current and potential—including “economies of scale.”

## Summary

World population is anticipated to grow 40% within 40–50 years (2008 baseline) with unprecedented demands for energy, food, freshwater, and clean environments. Agricultural topsoil and soil carbon are key ingredients in plant productivity, yet worldwide, 75 billion metric tons of soil are lost annually and considered a nonrenewable natural resource. Exploiting the Earth’s arid and semi-arid lands at 43% of the total landmass becomes a matter of necessity.

Basically, we view seawater and brackish water halophyte farming as follows:

1. According to the National Research Council (NRC) report (Ref. 19) India and others have been growing halophytes for a long time, yet massive production requires significant work as saline agriculture is in its a nascent stage.

2. Among the 10,000 halophytes are many, even before genomics, that are as productive as glycophytes and we need to explore and farm the most productive ones qualifying for clean development mechanism or system credits.

3. THEREFORE:

Halophyte costs etc. should be exactly the same as glycophyte/cellulosic biomass farming/processing (these are known), except for reduced real estate taxes (using wastelands) and the need for the wastelands to be near a source of brackish or salt water, either open or underground. Since ocean water has 80% of the nutrients, fertilizer costs should be reduced with respect to glycophytes. Then there is the genomic approach using the soybean or alfalfa system of atmospheric N<sub>2</sub> uptake to save use of nitrogen fertilizer. All the processing for cellulosic matter that is rapidly developing and multifarious should be applicable.

4. Life cycle analysis (LCA) within the fueling debate are incomplete. In addition to environmental issues, such analyses need to address social, economic, conservation, climatic, growth, and development issues applicable to globally diverse localities.

5. The Biomass Revolution is in progress, but the capacity, cost, and logistics required for biomass replacement of petroleum-based fuels will require all feedstock sources and regional cooperative productivity, technical investments along with the American farmer and global farm community.

## References

1. Myers, N., and Kent, J., 2005, The New GAIA Atlas of Planet Management, Octopus Publishing Group, London, UK.
2. Fahey, J., 2009, “Making Sweet Water From (Almost) Perpetual Motion,” Forbes Magazine, vol. 184, pp. 94–97.

3. Gleick, P.H., 2009, "The World's Water 2008–2009." *The Biennial Report on Freshwater Resources*, Ch. 1, Peak Water and Data Table 19, Water Content of Things, pp. 335–338.
4. Sundermeier, A., Reeder, R., and Lal, R., 2005, "Soil Carbon Sequestration—Fundamentals," Extension Fact Sheet AEX–510–05, The Ohio State University Extension, Columbus, OH.
5. Gressel, J., 2009, "Why Transgenics Are Imperative for Biofuel Crops," *NASA/OAI Seminar*, Based on Gressel, J., 2008, *Genetic Glass Ceilings: Transgenics for Crop Biodiversity*, Johns-Hopkins University Press, Baltimore, MD.
6. Glenn, E.P., Hodges, C.N., Lieth, H., Pielke, R., and Pitelka, L., 1992, "Growing Halophytes to Remove Carbon From the Atmosphere," *Environment*, Vol. 34, No. 3, pp. 40–43.
7. Hodges, C.N., 1990, "Environmental Technologies: Ordering Biological Development," *Journal of Social and Biological Structures*, Vol. 13, No. 2, pp. 83–92.
8. Hodges, C., 2009, Seawater Foundation, private communication.
9. Glenn, E.P., 2009, University of Arizona, Tucson, AZ, private communication.
10. Dembo, R., 2009, "Keynote Address BCNET Green Technologies for Research and Learning," Zerofootprint, Toronto, Canada. <http://www.zerofootprint.net/>
11. Gallagher, J., 2009, University of Delaware, Newark, DE, private communication. [jackg@UDel.Edu](mailto:jackg@UDel.Edu).
12. Reinhardt, G.A., Rettenmairer, N., and Koppen, S., 2008, "How Sustainable Are Biofuels for Transportation?" *Bioenergy. Challenges and Opportunities*, Proceedings of International Conference and Exhibition on Bioenergy, Guimaraes, Portugal.
13. GIACC: Group on International Aviation and Climate Change, 2009, "Agenda Item 2: Review of Aviation Emissions Related Activities Within ICAO and Internationally: U.S. Fuel Trend Analysis and Comparison to GIACC/4–IP/1," *GIACC Fourth Meeting*, GIACC/4–IP/12, Montreal, Canada. <http://web.mit.edu/aeroastro/partner/reports/proj28/fueltrend-analy.pdf>
14. The Seawater Foundation, 2007, "The Seawater Foundation," <http://www.seawaterfoundation.org/>
15. Hendricks, R.C., 2008, "Potential Carbon Negative Commercial Aviation Through Land Management" ISROMAC12–2008–20242, *12th International Symposium on Transport Phenomena and Dynamics of Rotating Machinery*, Honolulu, HI.
16. Millenium Institute, 2010, "Millenium Institute: a sustainable future for Earth is possible," <http://www.millenniuminstitute.net/>
17. World Growth, 2007–2010, "World Growth," <http://www.worldgrowth.org/>
18. Hileman, J.I., Ortiz, D., Bartis, J., Wong, H.M., Donohoo, P.E., Weiss, M.A., and Waitz, I.A., 2009, "Near Term Feasibility of Alternative Jet Fuels," Joint PARTNER-RAND Report No. TR–554, PARTNERCOE–2009–001. [http://www.rand.org/pubs/technical\\_reports/TR554/](http://www.rand.org/pubs/technical_reports/TR554/).
19. Anon, 1990, "Saline Agriculture, *Salt-Tolerant Plants for Developing Countries*, National Research Council, National Academy Press, Washington, DC. [http://books.nap.edu/openbook.php?record\\_id=1489&page=R1](http://books.nap.edu/openbook.php?record_id=1489&page=R1)

| REPORT DOCUMENTATION PAGE  |                  |  |                               | Form Approved<br>OMB No. 0704-0188                                |   |
|--|------------------|--|-------------------------------|---|---|
| <p>The public reporting burden for this collection of information is estimated to average 1 hour per response, including the time for reviewing instructions, searching existing data sources, gathering and maintaining the data needed, and completing and reviewing the collection of information. Send comments regarding this burden estimate or any other aspect of this collection of information, including suggestions for reducing this burden, to Department of Defense, Washington Headquarters Services, Directorate for Information Operations and Reports (0704-0188), 1215 Jefferson Davis Highway, Suite 1204, Arlington, VA 22202-4302. Respondents should be aware that notwithstanding any other provision of law, no person shall be subject to any penalty for failing to comply with a collection of information if it does not display a currently valid OMB control number.</p> <p>PLEASE DO NOT RETURN YOUR FORM TO THE ABOVE ADDRESS.</p>   |                  |  |                               |   |   |
| 1. REPORT DATE (DD-MM-YYYY)<br>01-09-2011  |                  | 2. REPORT TYPE<br>Technical Memorandum |                               | 3. DATES COVERED (From - To)                                      |   |
| 4. TITLE AND SUBTITLE<br>Atmospheric and Soil Carbon and Halophytes  |                  |  |                               | 5a. CONTRACT NUMBER   |   |
|  |                  |  |                               | 5b. GRANT NUMBER  |   |
|  |                  |  |                               | 5c. PROGRAM ELEMENT NUMBER  |   |
| 6. AUTHOR(S)<br>Hendricks, Robert, C.; Bushnell, Dennis, M.  |                  |  |                               | 5d. PROJECT NUMBER  |   |
|  |                  |  |                               | 5e. TASK NUMBER   |   |
|  |                  |  |                               | 5f. WORK UNIT NUMBER<br>WBS 561581.02.08.03.16.03                 |   |
| 7. PERFORMING ORGANIZATION NAME(S) AND ADDRESS(ES)<br>National Aeronautics and Space Administration<br>John H. Glenn Research Center at Lewis Field<br>Cleveland, Ohio 44135-3191  |                  |  |                               | 8. PERFORMING ORGANIZATION<br>REPORT NUMBER<br>E-17204-2          |   |
| 9. SPONSORING/MONITORING AGENCY NAME(S) AND ADDRESS(ES)<br>National Aeronautics and Space Administration<br>Washington, DC 20546-0001  |                  |  |                               | 10. SPONSORING/MONITOR'S<br>ACRONYM(S)<br>NASA                    |   |
|  |                  |  |                               | 11. SPONSORING/MONITORING<br>REPORT NUMBER<br>NASA/TM-2011-217132 |   |
| 12. DISTRIBUTION/AVAILABILITY STATEMENT<br>Unclassified-Unlimited<br>Subject Categories: 03, 05, 07, and 44<br>Available electronically at <a href="http://www.sti.nasa.gov">http://www.sti.nasa.gov</a><br>This publication is available from the NASA Center for AeroSpace Information, 443-757-5802   |                  |  |                               |   |   |
| 13. SUPPLEMENTARY NOTES  |                  |  |                               |   |   |
| 14. ABSTRACT<br>World population is anticipated to grow 40% within 40-50 years (2008 baseline) with unprecedented demands for energy, food, freshwater, and clean environments. At 43% of the total landmass, exploiting the Earth's arid and semi-arid lands becomes a matter of necessity. Compared with glycophyte agriculture, we view seawater and brackish water halophyte saline agriculture in its nascent stage and see the need to explore and farm on a massive scale. Halophyte farming costs should be the same as glycophyte cellulosic biomass farming; processing for cellulosic matter should also be applicable. Halophyte life cycle analyses (LCA) within the fueling debate are incomplete, yet glycophyte LCA favors biomass fueling. The Biomass Revolution is in progress. The capacity, cost, and logistics required for biomass replacement of petroleum-based fuels, however, will require all feedstock sources and regional cooperative productivity, technical investments, and both the participation and cooperation of the American farmer and global farm community. |                  |  |                               |   |   |
| 15. SUBJECT TERMS<br>Synthetic fuels; Biomass; Fuels; Engines; Environment   |                  |  |                               |   |   |
| 16. SECURITY CLASSIFICATION OF:  |                  |  | 17. LIMITATION OF<br>ABSTRACT | 18. NUMBER<br>OF<br>PAGES<br>13                                   | 19a. NAME OF RESPONSIBLE PERSON<br>STI Help Desk (email: <a href="mailto:help@sti.nasa.gov">help@sti.nasa.gov</a> ) |
| a. REPORT<br>U   | b. ABSTRACT<br>U | c. THIS<br>PAGE<br>U                   |                               |   | 19b. TELEPHONE NUMBER (include area code)<br>443-757-5802   |



