

NASA/TM—1998-208808



Self Calibration of a 2-wavelength Pyrometer

Daniel Ng
Lewis Research Center, Cleveland, Ohio

November 1998

The NASA STI Program Office . . . in Profile

Since its founding, NASA has been dedicated to the advancement of aeronautics and space science. The NASA Scientific and Technical Information (STI) Program Office plays a key part in helping NASA maintain this important role.

The NASA STI Program Office is operated by Langley Research Center, the Lead Center for NASA's scientific and technical information. The NASA STI Program Office provides access to the NASA STI Database, the largest collection of aeronautical and space science STI in the world. The Program Office is also NASA's institutional mechanism for disseminating the results of its research and development activities. These results are published by NASA in the NASA STI Report Series, which includes the following report types:

- **TECHNICAL PUBLICATION.** Reports of completed research or a major significant phase of research that present the results of NASA programs and include extensive data or theoretical analysis. Includes compilations of significant scientific and technical data and information deemed to be of continuing reference value. NASA's counterpart of peer-reviewed formal professional papers but has less stringent limitations on manuscript length and extent of graphic presentations.
- **TECHNICAL MEMORANDUM.** Scientific and technical findings that are preliminary or of specialized interest, e.g., quick release reports, working papers, and bibliographies that contain minimal annotation. Does not contain extensive analysis.
- **CONTRACTOR REPORT.** Scientific and technical findings by NASA-sponsored contractors and grantees.

- **CONFERENCE PUBLICATION.** Collected papers from scientific and technical conferences, symposia, seminars, or other meetings sponsored or cosponsored by NASA.
- **SPECIAL PUBLICATION.** Scientific, technical, or historical information from NASA programs, projects, and missions, often concerned with subjects having substantial public interest.
- **TECHNICAL TRANSLATION.** English-language translations of foreign scientific and technical material pertinent to NASA's mission.

Specialized services that complement the STI Program Office's diverse offerings include creating custom thesauri, building customized data bases, organizing and publishing research results . . . even providing videos.

For more information about the NASA STI Program Office, see the following:

- Access the NASA STI Program Home Page at <http://www.sti.nasa.gov>
- E-mail your question via the Internet to help@sti.nasa.gov
- Fax your question to the NASA Access Help Desk at (301) 621-0134
- Telephone the NASA Access Help Desk at (301) 621-0390
- Write to:
NASA Access Help Desk
NASA Center for Aerospace Information
7121 Standard Drive
Hanover, MD 21076

NASA/TM—1998-208808



Self Calibration of a 2-wavelength Pyrometer

Daniel Ng
Lewis Research Center, Cleveland, Ohio

National Aeronautics and
Space Administration

Lewis Research Center

November 1998

Available from

NASA Center for Aerospace Information
7121 Standard Drive
Hanover, MD 21076
Price Code: A03

National Technical Information Service
5285 Port Royal Road
Springfield, VA 22100
Price Code: A03

Self Calibration of a 2-wavelength Pyrometer

Daniel Ng
NASA Lewis Research Center

Introduction

Pyrometers require calibrations to determine their instrument constants before they can be used in remote temperature measurements (Ref. 1) These constants reflect the combined effects of detector response, the transmissivities of intervening optical media (windows and gases) and the emissivity of the measured surface. We describe here the principle and the demonstration of a self calibrating 2-wavelength pyrometer.

Method

The basic hardware of the pyrometer is a spectrometer equipped with detector or detectors sensitive at two wavelengths. In response to radiation from a radiating surface, the detector response at different wavelengths are simultaneously recorded during a time in which the measured surface experienced a temperature excursion over an unknown range.

$V(\lambda, t)$ is the response of the pyrometer detector at wavelength λ at time t when the temperature of the emitting surface is $T(t)$. The response of the detector to radiation emitted from the measured surface is a voltage given by

$$V(\lambda, t) = g_{\lambda} \epsilon_{\lambda} \tau_{\lambda} L(\lambda, T(t)) \quad (1)$$

where g_{λ} is the detector's spectral electrical response constant to radiation at wavelength λ , ϵ_{λ} is the emissivity of the emitting surface and τ_{λ} is transmissivity of the intervening medium or window. The intensity of the radiation arriving at the detector is $\epsilon_{\lambda} \tau_{\lambda} L(\lambda, T(t))$ where

$$L(\lambda, T(t)) = \frac{c_1}{\lambda^5} \frac{1}{(\exp(c_2 / \lambda T(t)) - 1)} \quad (2)$$

is the spectral radiation intensity of a black body at temperature $T(t)$ obeying Planck's equation. c_1 and c_2 are the radiation constants.

Assuming no time dependence in g_{λ} , ϵ_{λ} and τ_{λ} , a new quantity $A(\lambda)$ is defined:

$$A(\lambda) = g_{\lambda} \epsilon_{\lambda} \tau_{\lambda} \quad (3)$$

The assumption of no time dependence in g_{λ} , ϵ_{λ} and τ_{λ} is in general valid for most materials. It is most true for g_{λ} because detectors have good short and long term stability. ϵ_{λ} of a surface may vary by a large amount due to oxidation or thermal changes during the temperature excursion. Variation of τ_{λ} could be due to absorption by gases whose concentration in the optical path may vary. At the two wavelengths λ_1 and λ_2 , data are recorded from time $t = 0$ to $t = t_{\text{final}}$. Consider the following quantities:

$$V(\lambda_1, 0) = A(\lambda_1)L(\lambda_1, T(0)) \quad (4)$$

$$V(\lambda_1, t) = A(\lambda_1)L(\lambda_1, T(t)) \quad (5)$$

$$V(\lambda_2, 0) = A(\lambda_2)L(\lambda_2, T(0)) \quad (6)$$

$$V(\lambda_2, t) = A(\lambda_2)L(\lambda_2, T(t)) \quad (7)$$

Eqn (6) can be transformed into

$$\exp\left(\frac{1}{T(0)}\right) = \left[\frac{A(\lambda_2)}{V(\lambda_2, 0)} \frac{c_1}{\lambda_2^5} + 1 \right]^{\frac{\lambda_2}{c_2}} \quad (8)$$

Similarly Eqn (7) is transformed into

$$\exp\left(\frac{1}{T(t)}\right) = \left[\frac{A(\lambda_2)}{V(\lambda_2, t)} \frac{c_1}{\lambda_2^5} + 1 \right]^{\frac{\lambda_2}{c_2}} \quad (9)$$

The ratio of Eqn (4) and Eqn (5) is

$$y(t) = \frac{V(\lambda_1, 0)}{V(\lambda_1, t)} = \frac{\exp(c_2 / \lambda_1 T(0)) - 1}{\exp(c_2 / \lambda_1 T(t)) - 1} \quad (10)$$

Eqns (8) and (9) are used to eliminate T(0) and T(t) from Eqn (10) and define

$$x(\lambda_2, t) = \frac{1}{V(\lambda_2, t)} \quad (11)$$

from which we obtain

$$y(t) = \frac{V(\lambda_1, 0)}{V(\lambda_1, t)} = \frac{\left[\frac{A(\lambda_2)}{V(\lambda_2, 0)} \frac{c_1}{\lambda_2^5} + 1 \right]^{\frac{\lambda_2}{\lambda_1}} - 1}{\left[\frac{A(\lambda_2)}{V(\lambda_2, t)} \frac{c_1}{\lambda_2^5} + 1 \right]^{\frac{\lambda_2}{\lambda_1}} - 1} = \frac{\left[A(\lambda_2) \frac{c_1}{\lambda_2^5} x(\lambda_2, 0) + 1 \right]^{\frac{\lambda_2}{\lambda_1}} - 1}{\left[A(\lambda_2) \frac{c_1}{\lambda_2^5} x(\lambda_2, t) + 1 \right]^{\frac{\lambda_2}{\lambda_1}} - 1} \quad (12)$$

Analyzing y(t) as defined by Eqn (10) as a function of x(λ₂,t) which is defined by Eqn (11) will determine the constant A(λ₂). With A(λ₂) determined, the temperature in Eqn (2) at any time t is determined to be

$$T(t) = \frac{c_2 / \lambda_2}{Ln\left(\frac{A(\lambda_2)}{V(\lambda_2, t)} + 1\right)} \quad (13)$$

Experiment

To illustrate the working of this pyrometry method, a commercial spectrometer/radiometer was used. It possessed an indium antimonide/mercury cadmium telluride detector and a filter wheel monochromator for radiation from 1.3 to 14.5 μm . Normal radiometer calibration was omitted. The spectrometer was exposed to radiation from a black body furnace whose temperature was gradually increased from room temperature to 1300 K. The temperature of the furnace was constant during the time the spectrometer acquired a spectrum. At each temperature, the detector output voltage spectrum was recorded (Fig 1). In Figure 1, the different traces in the spectrum correspond to different temperatures. The temperature of the black body furnace was measured using a chromel-alumel thermocouple.

Results

Voltage data at different times (hence at different temperatures) for radiation at wavelengths $\lambda = 2$ and $\lambda = 5 \mu\text{m}$ were transformed according to Eqns (10) and (11). Two analyses were performed on the data. In the first analysis, one wavelength was treated as λ_1 while the other wavelength was treated as λ_2 . In the second analysis, the designation of λ_1 and λ_2 was reversed. The results are shown in Fig. 2 and Fig. 3. Calculations performed according to Eqn (12) for the value of $A(\lambda)$ are shown in both figures. The value of $A(\lambda)$ was determined using the least squares method. With the determined values of $A(\lambda)$ used in Eqn (13), the temperatures at different times are calculated. Comparison of these temperatures with the thermocouple produced temperatures are shown in Fig. 4. The agreements are excellent. The straight line through the data is a plot of slope equal 1.

Conclusion

The working of a self calibrating 2-wavelength pyrometer is demonstrated. The pyrometer calibration constant is automatically determined by the pyrometer. The voltage response of detectors at two different wavelengths at many different unknown temperatures was analyzed to determine the calibration constants and used to measure temperatures at subsequent times.

References

1. DeWitt, D.P., Nutter, G.D., Theory and practice of Radiation Thermometry, John Wiley & Sons, New York, 1988.

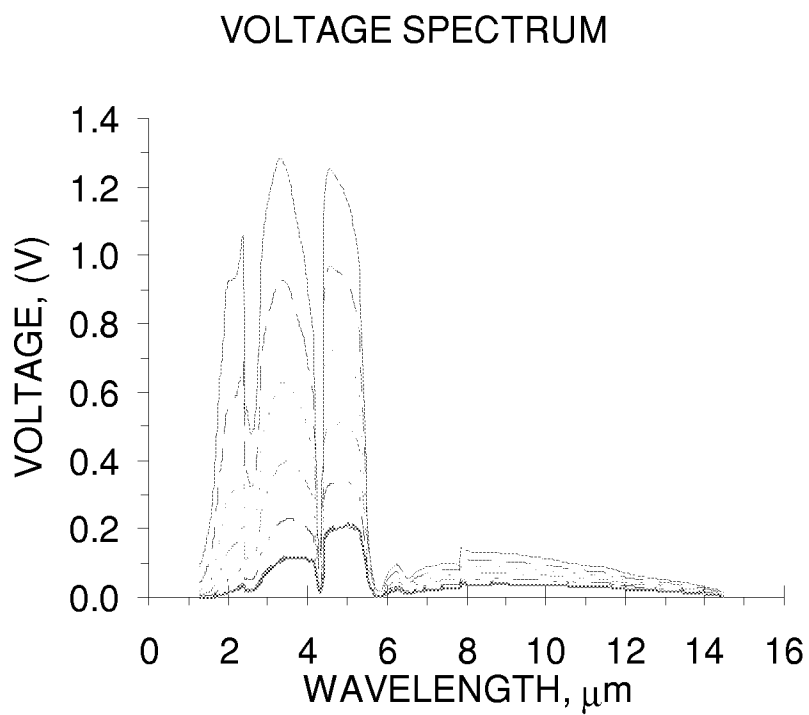


Figure 1

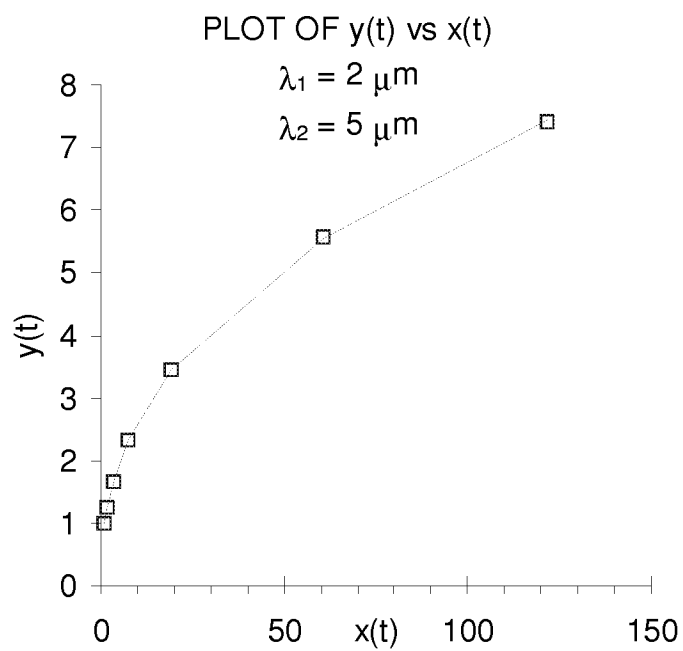


Figure 2

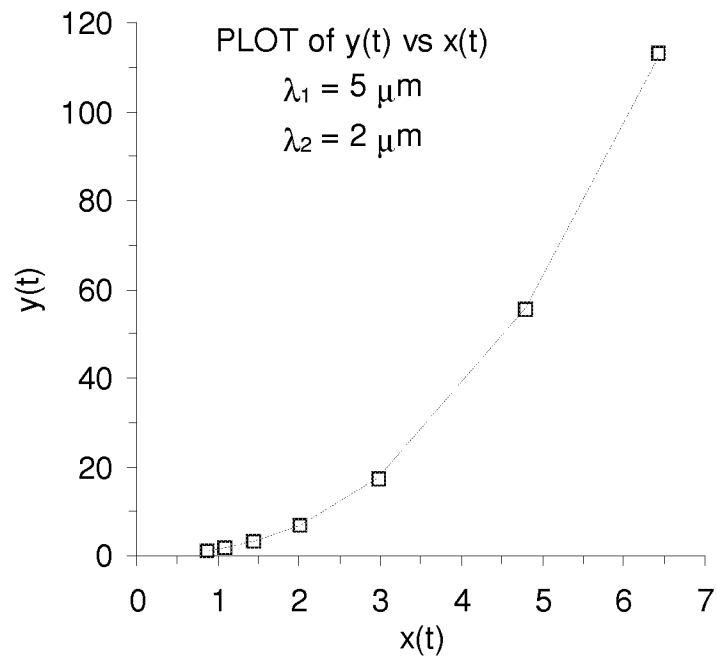


Figure 3

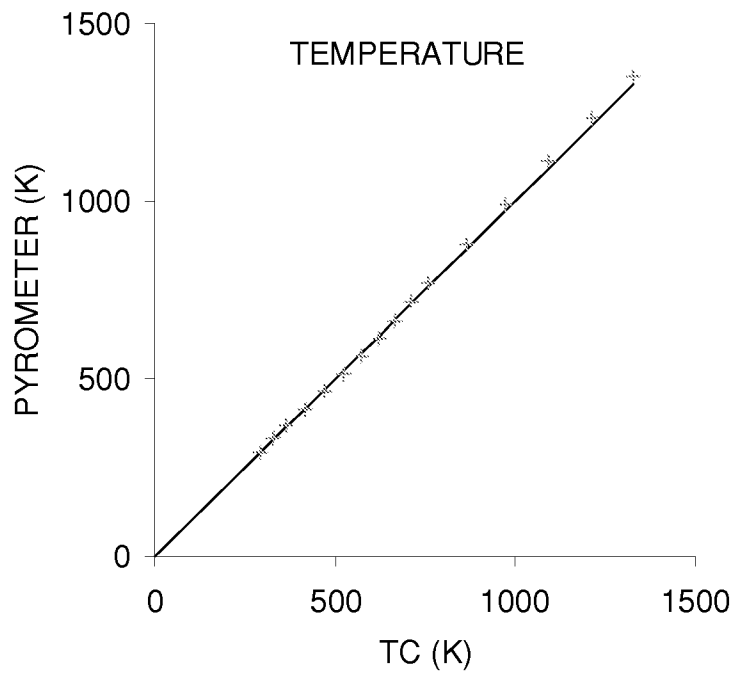


Figure 4

REPORT DOCUMENTATION PAGE			Form Approved OMB No. 0704-0188	
Public reporting burden for this collection of information is estimated to average 1 hour per response, including the time for reviewing instructions, searching existing data sources, gathering and maintaining the data needed, and completing and reviewing the collection of information. Send comments regarding this burden estimate or any other aspect of this collection of information, including suggestions for reducing this burden, to Washington Headquarters Services, Directorate for Information Operations and Reports, 1215 Jefferson Davis Highway, Suite 1204, Arlington, VA 22202-4302, and to the Office of Management and Budget, Paperwork Reduction Project (0704-0188), Washington, DC 20503.				
1. AGENCY USE ONLY (Leave blank)		2. REPORT DATE November 1998	3. REPORT TYPE AND DATES COVERED Technical Memorandum	
4. TITLE AND SUBTITLE Self Calibration of a 2-wavelength Pyrometer			5. FUNDING NUMBERS WU-523-21-13-00	
6. AUTHOR(S) Daniel Ng				
7. PERFORMING ORGANIZATION NAME(S) AND ADDRESS(ES) National Aeronautics and Space Administration Lewis Research Center Cleveland, Ohio 44135-3191			8. PERFORMING ORGANIZATION REPORT NUMBER E-11398	
9. SPONSORING/MONITORING AGENCY NAME(S) AND ADDRESS(ES) National Aeronautics and Space Administration Washington, DC 20546-0001			10. SPONSORING/MONITORING AGENCY REPORT NUMBER NASA TM-1998-208808	
11. SUPPLEMENTARY NOTES Responsible person, Daniel Ng, organization code 5510, (216) 433-3638.				
12a. DISTRIBUTION/AVAILABILITY STATEMENT Unclassified - Unlimited Subject Category: 35 This publication is available from the NASA Center for AeroSpace Information, (301) 621-0390.			12b. DISTRIBUTION CODE	
13. ABSTRACT (Maximum 200 words) Pyrometers require calibrations to determine their instrument constants before they can be used in remote temperature measurements. These constants reflect the combined effects of detector response, the transmissivities of intervening optical media (windows and gases) and the emissivity of the measured surface. We describe here the principal and the demonstration of self calibrating 2-wavelength pyrometer.				
14. SUBJECT TERMS Pyrometer; Emissivity; Calibration; Temperature measurement			15. NUMBER OF PAGES 11	
			16. PRICE CODE A03	
17. SECURITY CLASSIFICATION OF REPORT Unclassified	18. SECURITY CLASSIFICATION OF THIS PAGE Unclassified	19. SECURITY CLASSIFICATION OF ABSTRACT Unclassified	20. LIMITATION OF ABSTRACT	